

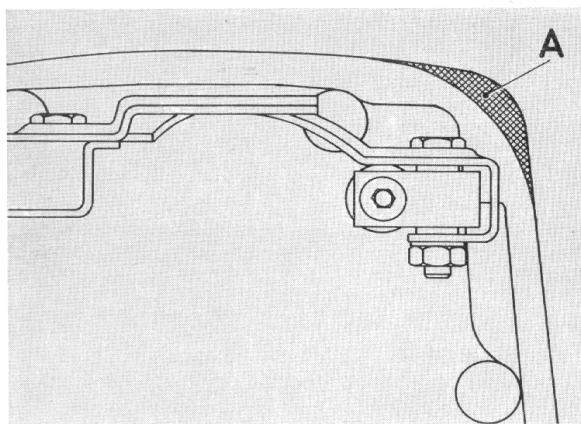
23 00 005 Subsequent installation of five-speed gearbox

Remove gearbox 23 00 020.

Change over release lever with release collar.

Fill gearbox with oil.

In order to prevent the bracket from knocking against the gearbox tunnel the tunnel should be refinished on the right, looking in direction of travel, in the area (A).



Remove the two existing support blocks (1 and 2).

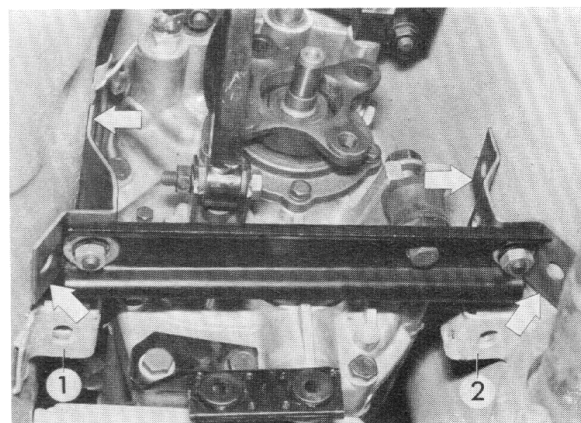
Fix five-speed gearbox to engine.

Fit rubber mounts and cross member.

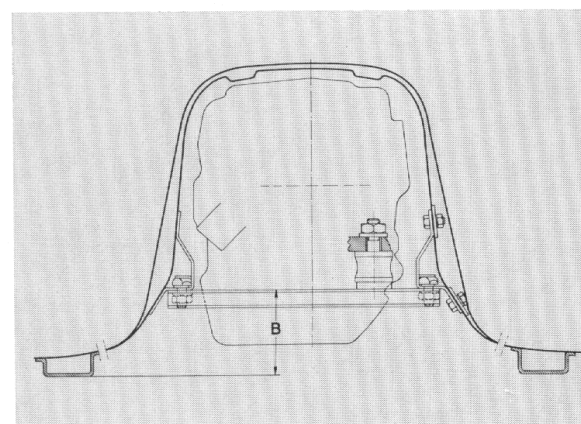
Bolt support blocks to cross member temporarily.

Raise five-speed gearbox.

Align support blocks in relation to gearbox tunnel and mark position.



It is essential that the distance B (3.149"/80 mm) be maintained between engine mounting and support blocks.



Mark support blocks on gearbox tunnel and drill fixing holes.

Bolt support blocks firmly to gearbox tunnel.

Exchange complete propeller shaft.

Renew speedometer shaft.

